

MS Elbe Princesse II

5 anchors - Elbe River - 40 cabins



MS Elbe Princesse II

The MS Elbe Princesse II cruises on the Elbe River from Berlin to Prague.

Interior design



Cabins



- Main deck 2 adjustable twin beds 14 m²
- Upper Deck 1 double bed - disabled person 12 m²
- Upper deck 1 single bed 11 m²
- Upper deck 2 adjustable twin beds 14 m²

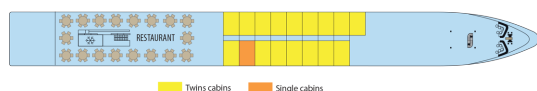
Cabins equipments

- TV
- Telephone (for internal calls only)
- Bathroom with shower and toilet
- Towels
- Safe
- Independent air-conditioning
- Electricity 220V
- Wi-Fi

Please note that there is no laundry service on board the ship.

Decks and technical details


MAIN DECK 14 cabins



Twins cabins Single cabins


Year Built : 2018
Number of cabins : 40
Width : 10.5
Length : 101,93
Guest capacity : 79
Number of decks : 2
Cabins outside PRM cabins

UPPER DECK 28 cabines



Twins cabins Single cabins PRM cabins

SUN DECK



MAIN DECK : RESTAURANT

UPPER DECK : RECEPTION DESK - LOUNGE BAR WITH DANCEFLOOR - TERRACE

SUN DECK : FITNESS - SUN DECK